



Summer Holidays Assignment (2023-2024)

Class IV

How joyous these moments are, where fun and learning make an amazing combination.

Your active mind and running shoes,
Can steer you in the direction you choose.

Summers are setting in,
Let the work, learning and fun begin.



Dear Students and Parents

It's summertime when faces light up with smiles.

It's time for the children to play, relax and enjoy as summer vacation is the time they eagerly await for. Also, this is the time to unlock the days creatively making the most while at home. Along with the break, come many opportunities for your child to share new discoveries in reading, baking, gardening, painting, drawing and even composing their own songs or taking up any hobby.

Here are the ways by which you can make the holidays fun and meaningful at the same time :

- Provide your child with some quiet reading time. Set aside fifteen or twenty minutes each day for your child to relax and curl up with a good book.
- Ask your child to help you in doing small household chores like cleaning the cupboards, watering the plants, making the bed, serving meals. Helping in the kitchen can be fun too.
- Don't let them become a couch potato!! **REDUCE SCREEN TIME.** Instead make them play interesting games like Scrabble, Pictionary, Chess etc.
- Encourage them to exercise or take up a sport and be fit.
- Take them to parks where they can spend time observing the wonders of blooming of flowers, sprouting of new leaves, rising or setting of the sun, flock of birds taking off or coming back to roost etc

As the school announces the summer break, we want to ensure that the children have a constructive vacation. With this thought some holidays' homework is being given which will keep the child active and observant. The work can easily be done by the students with a little assistance, only when required.

Follow the guidelines given by teachers to complete specific activities.



English

"Books are a uniquely portable magic."
- Stephen King

Read the following stories in The English Treasure :

- 1) How the Rainbow Was Made
- 2) The Emperor's New Clothes
- 3) The Two Brothers
- 4) The Castle of Fortune
- 5) Good and Bad Children

● Do the following in the book - The English Treasure :

- ☆ Unscramble the jumbled words (pg no. 62)
- ☆ Antonyms (pg no. 81)
- ☆ Collective Nouns (pg no. 96)

● Read lesson - The Scavenger Hunt in your Skylark Reader . Learn question-answers and new -words in it.

● Read English newspaper every day.

Try to grasp new words and build your vocabulary. (Keep a dictionary handy to look for the meaning of a new word.)

To enjoy animated video of the story The Scavenger Hunt, click on the link below.

<https://www.youtube.com/watch?v=7ZarfmLcQmI>

● Do pages 2 -25 in your cursive handwriting book - Write Well.

● Revise all work done till date in books and notebook.


हिंदी

1. लेखन कार्य :-

क. कक्षा में करवाए गए संपूर्ण कार्य की पुनरावृत्ति करें ।

ख. सुलेख पुस्तिका में पृष्ठ-20 तक पूर्ण करें ।

ग. नियमित रूप से समाचार- पत्र और बाल-पत्रिकाएँ पढ़ें ।






घ. नीचे दी गई कार्य-पत्रिकाओं को हिंदी की लेखन-पुस्तिका (notebook) में करें ।

करके सीखिए

दिए गए शब्दों के बहुवचन इस वर्ग पहेली में छिपे हुए हैं, उन्हें ढूँढ़िए और लिखिए।


Subject Enrichment Activity

(क) दरवाजा		ति	व	र	वा	जे
(ख) तिनका		न	औ	र	तें	आँ
(ग) आँख		के	रो	टि	याँ	खें
(घ) छाता		छा	ब	च्चे	एँ	स
(ङ) बच्चा		ते	दा	ने	थि	याँ
(च) दाना						
(छ) रोटी						

खेलने की बारी

रचनात्मक अभिव्यक्ति

यहाँ दिए गए दीपावली के दृश्य को देखिए और इसमें दिखाई देने वाली सभी चीजों व व्यक्तियों के नाम सही लिंग (शीर्षक) के नीचे लिखिए-



पुल्लिंग

.....

.....

.....

.....

स्त्रीलिंग

.....







.....

.....

करके सीखिए

Subject Enrichment Activity

चित्र देखकर वाक्यों में सर्वनाम लिखिए।

 <p>(क) सोनम! अब समझ जाओ।</p>	 <p>(ख) क्रिकेट खेल रहे हैं।</p>
 <p>(ग) दरवाजे पर देखो, आया है?</p>	 <p>(घ) आओ बच्चो! कहानी सुनाऊँ।</p>
 <p>(ङ) दूध में गिर गया है।</p>	 <p>(च) तुम खा रहे हो?</p>

2. रचनात्मक कार्य :-

नीचे दिए गए कार्यों को अपने अनुक्रमांक (Roll Number) के अनुसार A-3 शीट करो ।

रोल न.	रचनात्मक कार्य
1-10	भारतीय त्योहारों के चित्रों का कोलाज बनाओ ।
11-20	गांधी जी के प्रेरक कथनों का वॉल हैंगिंग बनाओ ।
21-30	राष्ट्रगान और राष्ट्रगीत लिखकर उनके रचयिता का नाम भी लिखो ।
31-40	भारत देश की ऋतुओं की जानकारी एकत्र कर चित्र सहित प्रस्तुत करो ।

Mathematics

1. Revise the syllabus done so far.

Make a separate notebook to do the following work -


2. Do the examples of Ch - 1 'Numbers and Number names', Ch - 2 'Addition' and Ch - 3 'Subtraction' given in your book 'Perfect Composite Mathematics'.

3. Memorize and write tables from 2 to 20.

4. Project work -

Roll no. 1 - 15 : Make a working model of Indian Place Value System upto Lakh on a cardboard .Cut squares and paste on the cardboard and name them. Make stripes with counting 0 to 9 which should be passed through the headings of Place Value. With this working model, students will be asked the number names at the time of Submission.

You can take the reference of the given model.



Roll No. - 16 to 30 : Make a working model of Roman Numerals by taking the help of the given link - <https://www.youtube.com/watch?v=BvMNX3kBI0Q>

Note - kindly take Roman numerals starting from XL to C (40 to 100)

Roll No. - 31 onwards :

Indian art consists of a variety of art forms. Warli is one of the oldest forms of Indian folk art and has its origin in the warli region of Maharashtra. This form of Tribal art mainly makes use of geometric shapes.

Note:- Draw any one or two figures on A4 size sheet (any colour) and make it beautiful. You can take reference of the given images.



Science

Science General Instructions:

- Use A - 4 size sheets to complete your holiday homework.
- Paste coloured pictures or draw visuals.
- Write your holiday homework in beautiful cursive handwriting.

1. Learn and revise the chapters done.

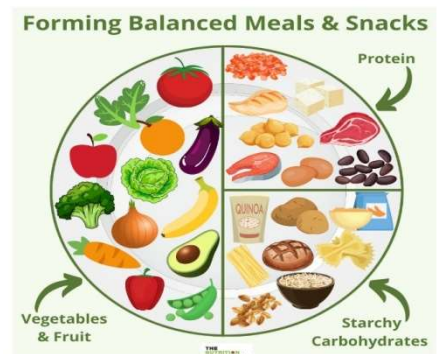
2. Project Work

1. Identify and write the various food items you eat in a day and the nutrients present in them. Tabulate it in the following manner :

Name of Nutrients	Names of food items
Carbohydrates	
Fats	
Vitamins and Minerals	
Proteins	
Fibre	

2. Draw and color or paste pictures to depict a plate full of Balanced Diet.

3. 'How does a seed grow into a plant'?




Explore by watching a video by clicking on the following link and learn by growing various plants using seeds commonly available in the kitchen.

<https://www.youtube.com/watch?v=-rJdVQNY6TY>

Social studies

1. Revise the lessons done till now.
2. On A3 size sheet , draw the picture of the Indian Flag. Colour it and write the meaning of its colour.
3. Find out the names of unique wild animals and birds found in the Himalayan region. Collect their pictures. Paste them in a scrapbook and write 2-3 lines about each one of them.



Art n Craft

1) Design a painting on Traditional Art(Folk Art/ Madhubani Art/ Tribal Art / Warli Art/ Mughal Art) on A-3 size white pastel sheet.

(*You can use Poster Colours/Sketch Pens/Oil Pastel Colours for colouring. Frame your sheet with another colour pastel sheet.)

2) Design a Magazine Holder using any Waste Box (Shoe box Cornflakes box / any other box) available at home.

(*Size of the box (approx 10 inches by 10 inches).Use beautiful packing paper for covering it and use your own choice decorative material.)



General Knowledge

Complete the page nos. 3-20 in the GK book.

Learn all the given pages for PWT1 Exam.

Computer Science

Learn Lesson 1 and 2 for PWT 1 Exam to be held on 7 July, 2023.